

GELEIDERS - GAUGES



Ref : G1

073.400.020



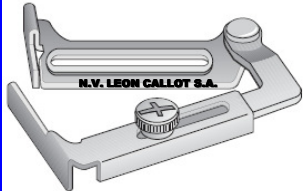
Ref : G8

073.400.080



Ref : G30

073.400.100



Ref : G7

073.400.070



Ref : G20Z
magnetisch
Magnétique


073.400.090



Ref : G20 elce
magnetisch
Magnétique



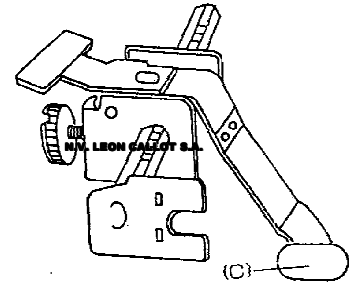
073.400.093



Ref : G20 LW
magnetisch groot
model
magnétique
grand modèle
073.400.095



Ref : 578 GD
073.400.200



Ref : 578/190 S
073.400.250



Ref : 578/234 = Pfaff
Ref : 578/96 = Brother/Juki/Singer
Ref : 578/211 = Durkopp
Ref : 578/463 = Pfaff

073.400.210
073.400.220
073.400.230
073.400.240



Ref : 802422002
Quilting foot guide
Janome 6000

077.802.422



Ref : PD5011-9
Quilting foot guide

077.501.113



Ref : PD5011-9S
Quilting foot guide
for 5011-60 shank

077.501.115



Ref : NC-17
Quilting foot guide, low-
high-slan. It adjusts from
side-t-side as well as front
to back. 1/8" to 1/4".
077.000.017



Ref : HP11117
Quilting foot guide
Singer 9910-9920-9940

077.011.117



Ref : 283401
Quilting foot guide
Singer Quantum

077.283.401



Ref : PD5011-10
Quilting foot guide
For 10449, PD5011-1,
PD5011-2

077.501.116



Ref : QG1010
Quilting foot guide
All machines

077.001.010



Ref : 4126019-45
Quilting foot guide
Edge pin
Viking (Husqvarna)

077.412.019



Ref : HZ-LU
Quilter

077.300.331



Ref : 55415
Cloth guide

077.155.415



Ref : Quilter S-12
Low shank
Class HA-1/15 & Zig-zag

077.300.730



Ref : 55504
Cloth guide
077.155.504